

OPzS series is flooded Lead Acid battery that adopts Tubular Plate technology to offer high reliability and performance. The Battery is designed and manufactured according to standards and with DIN40736-2/IEC60896-11 positive spine and patent formula of die-casting active material. OPzS series exceeds standard values with more DIN40736-2/IEC60896-11 than 20 years floating design even more suitable for life at 25°C and is cyclic use(PV/solar, traction etc) under extreme operating conditions.

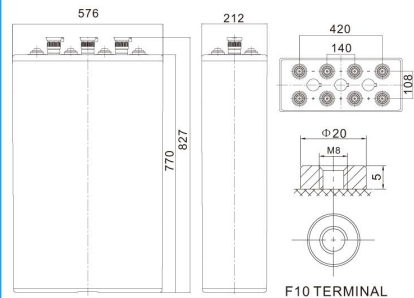


Specification

Cells Per Unit	1
Voltage Per Unit	2
Nominal Capacity	3000Ah@10hr-rate to 1.85V per cell @25°C
Weight	Without Electrolyte 166.7kg/With Electrolyte 226.8kg
Internal Resistance	Approx. 0.11 mΩ
Terminal	F10(M8)
Max. Discharge Current	10000A (5 sec)
Design Life	20 years (floating charge)
Maximum Charging Current	300.0 A
Reference Capacity	C24 3591.0AH C48 3957.5AH C72 3997.0AH C100 4250.6AH C120 4335.6AH C240 4408.2AH
Float Charging Voltage	2.23 V~2.25 V @ 25°C Temperature Compensation: -3mV/°C/Cell
Cycle Use Voltage	2.40 V~2.45 V @ 25°C Temperature Compensation: -4mV/°C/Cell
Operating Temperature Range	Discharge: -15°C~50°C Charge: 0°C~40°C Storage: -15°C~50°C
Normal Operating Temperature Range	25°C ± 5°C
Self Discharge	GERCH Valve Regulated Lead Acid (VRLA) batteries can be stored for up to 6 months at 25°C and then recharging is recommended. Monthly Self-discharge ratio is less than 3.5% at 25°C. Please charged batteries before using.
Container Material	A.B.S. UL94-HB, UL94-V0 Optional.

Dimensions

Unit: mm



Length	576±1mm (22.7 inches)
Width	212±1mm (8.35 inches)
Height	770±1mm (30.3 inches)
Total Height	827±1mm (32.6 inches)
Torque Value	10-12 N*m

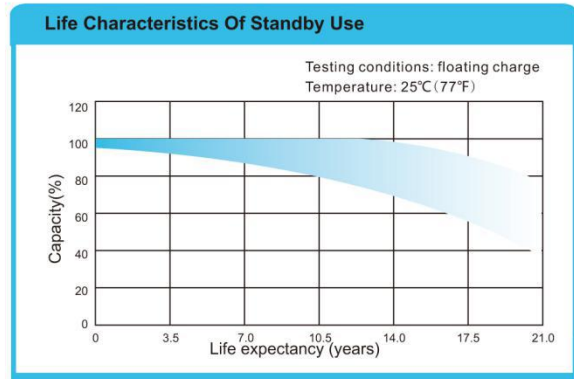
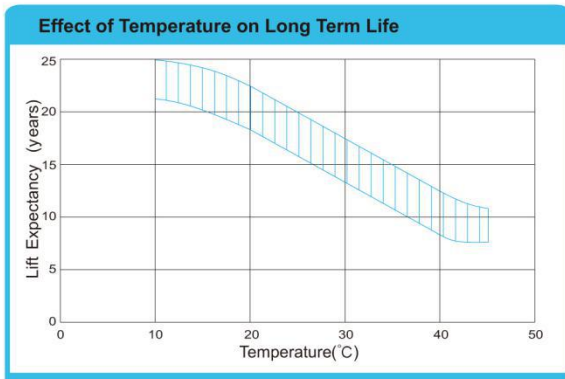
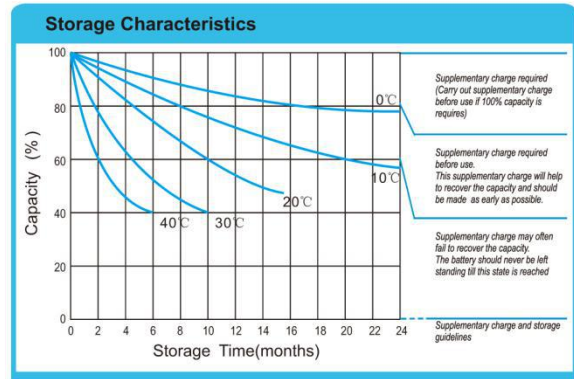
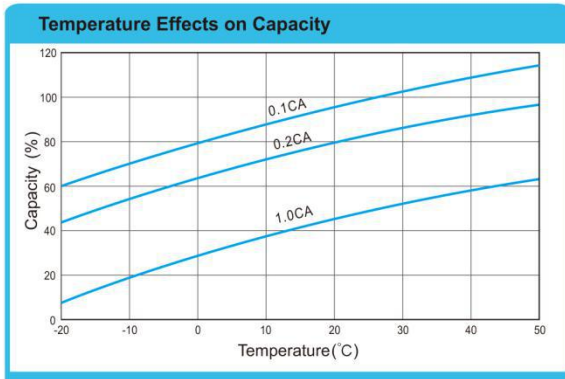
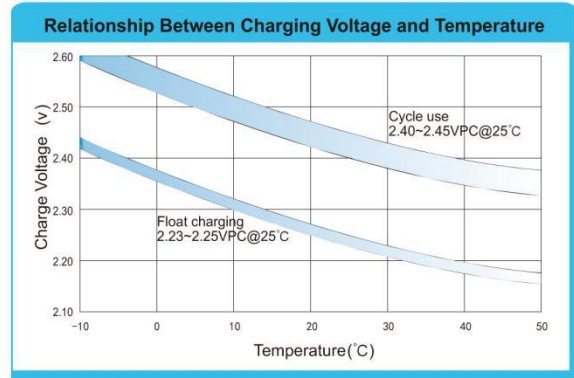
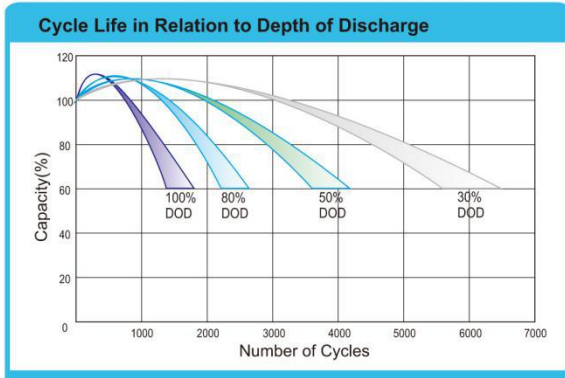
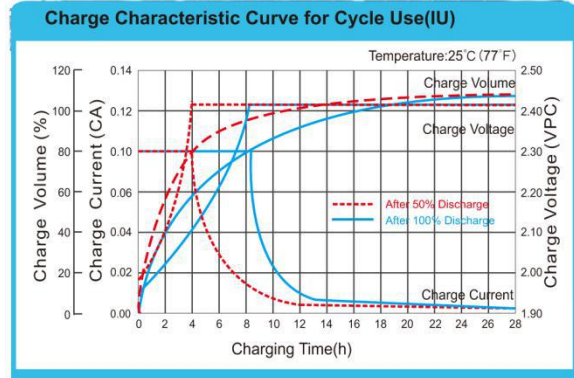
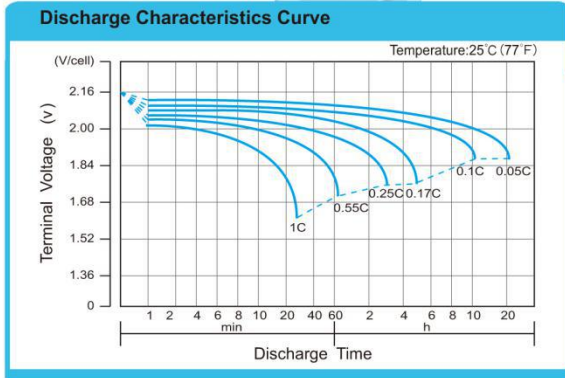
Constant Current Discharge Characteristics : A(25°C)

F.V/ Time	30min	1h	2h	3h	4h	5h	6h	8h	10h	20h
1.90V	1596	1265	892.2	680.1	538.7	478.8	419.0	326.9	280.4	161.2
1.87V	1784	1395	957.1	724.0	568.6	506.4	444.2	342.2	293.0	168.4
1.83V	2044	1557	1038	774.4	598.5	529.2	459.9	357.5	305.6	175.7
1.80V	2271	1687	1077	797.2	610.5	541.5	472.5	366.7	315.0	181.1
1.75V	2531	1807	1126	822.7	620.6	551.2	482.0	372.8	321.3	184.7
1.70V	2790	1866	1158	842.2	631.4	559.8	488.3	375.8	324.5	186.6
1.65V	2878	1982	1197	863.1	640.4	567.5	494.6	378.9	327.6	188.4
1.60V	3001	2051	1243	892.1	658.4	579.6	500.9	381.9	330.8	190.2

Constant Power Discharge Characteristics : WPC(25°C)

F.V/ Time	30min	1h	2h	3h	4h	5h	6h	8h	10h	20h
1.90V	3055	2429	1725	1322	1054	941.1	828.5	653.9	571.4	328.5
1.87V	3362	2638	1829	1398	1111	993.4	875.7	681.4	595.8	342.6
1.83V	3766	2876	1947	1478	1165	1035	904.1	705.8	617.2	354.9
1.80V	4115	3068	2012	1517	1187	1057	926.1	721.1	632.5	363.7
1.75V	4464	3205	2077	1553	1203	1072	941.9	730.3	641.7	368.9
1.70V	4787	3238	2129	1585	1222	1087	951.3	736.4	647.8	372.4
1.65V	4868	3381	2188	1618	1238	1099	960.8	742.5	650.8	374.2
1.60V	4927	3486	2240	1658	1269	1119	967.1	745.5	653.9	375.9

(Note)The above characteristics data are average values obtained within three charge/discharge cycle not the minimum values.



Guangdong JIYI General Electric Co., Ltd

Oversea sales office Tel: +86-020-84869873

Fax: +86-020-34628335

Domestic sales office Tel: 020-34628335

Fax: 020-34628335

E-mail: ge@gerch.cn