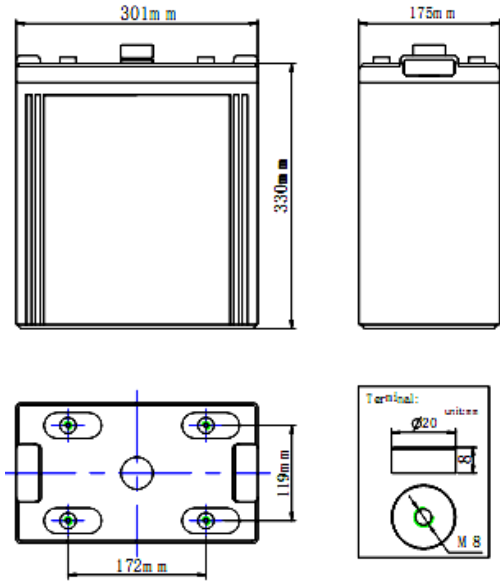


Product Image



Product Dimensions



Characteristics

Nominal Voltage		2V
Nominal Capacity (10 hour rate)		600Ah
Capacity 25°C (77°F)	20 hour rate (31.8A)	636Ah
	5 hour rate (106A)	530Ah
	1 hour rate (330A)	330Ah
Internal Resistance	Full Charged Battery 25°C	≤0.31mΩ
Capacity affected by Temperature (10 hour)	40°C (104°F)	102%
	25°C (77°F)	100%
	-20°C (-4°F)	82%
	-35°C (-31°F)	65%
Self-Discharge 25°C (77°F) Capacity	after 3 month storage	92%
	after 6 month storage	84%
	after 12 month storage	65%
Charge (Constant Voltage) 25°C (77°F)	Float	Initial Charging Current Less than 120A Voltage 2.23-2.27V
	Cycle	Initial Charging Current Less than 120A Voltage 2.33-2.37V

Packaging

Battery Dimensions	Length	301mm
	Width	175mm
	Height	330mm
	Total Height	366mm
Box Dimensions	Length	316mm
	Width	189mm
	Height	425mm
Quantity Per Box		1 PC per box
Net weight Per Cell		38kg±500g
Net weight Per Box		38kg
Gross Weight		38.5kg

Discharge Constant Current (Amperes at 77°F 25°C)

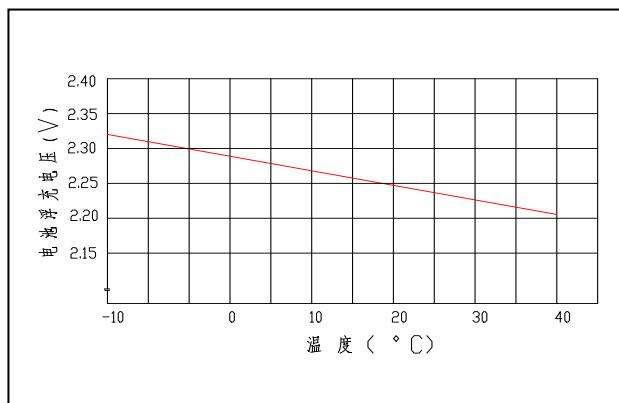
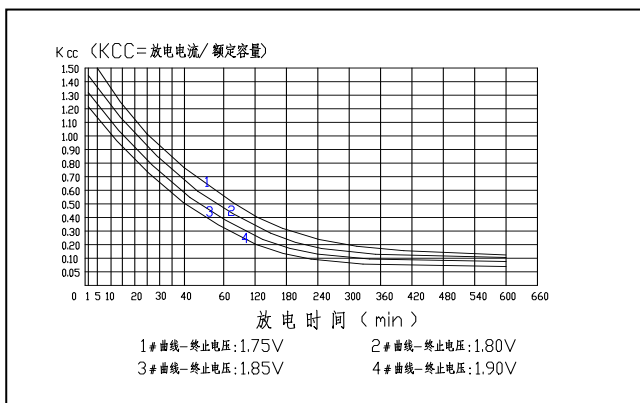
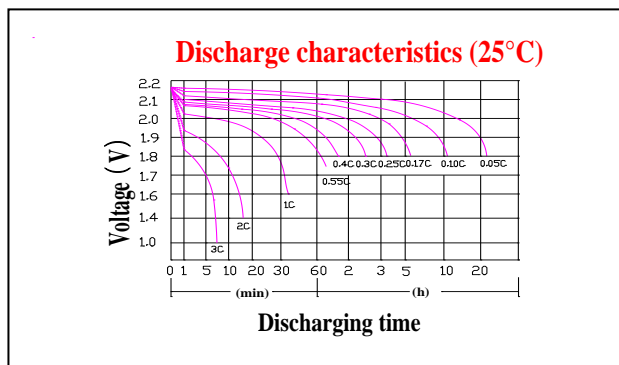
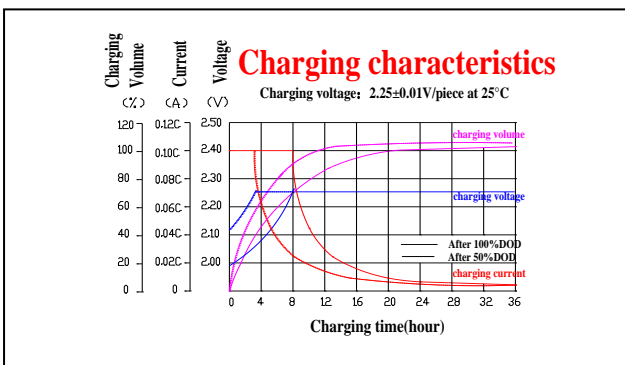
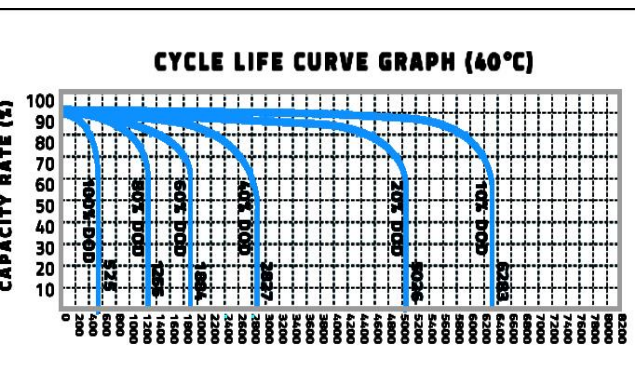
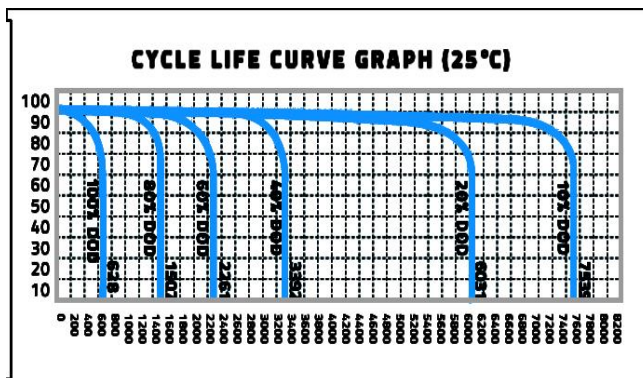
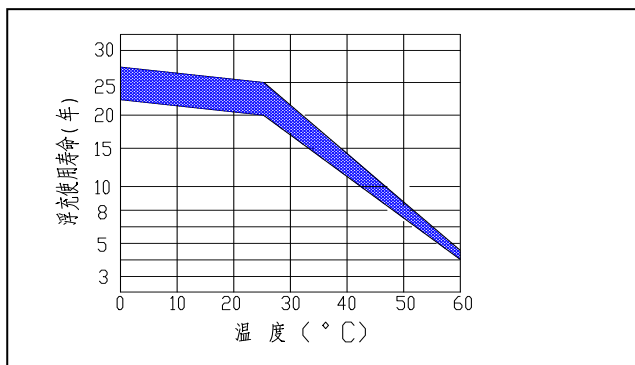
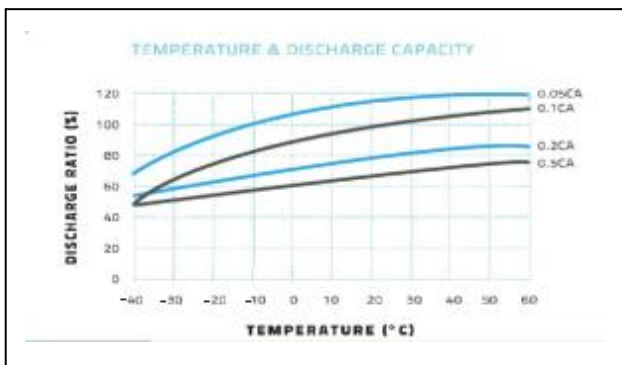
F.V/Time	5min	10min	15min	30min	45min	1h	2h	3h	5h	8h	10h	20h
1.60V	1734.0	1114.8	928.8	619.2	444.0	382.8	169.2	165.0	112.2	73.8	66.0	35.0
1.65V	1702.2	1094.4	912.0	607.8	436.2	375.6	165.6	162.0	110.4	72.6	64.8	34.3
1.70V	1671.0	1074.0	894.6	596.4	427.8	369.0	162.6	159.0	108.0	71.4	63.6	33.7
1.75V	1639.2	1054.2	877.8	585.6	420.0	361.8	159.6	156.0	106.2	69.6	62.4	33.1
1.80V	1576.2	1013.4	844.2	562.8	403.8	348.0	153.6	150.0	102.0	67.2	60.0	31.8

Discharge Constant Power (Watts at 77°F 25°C)

F.V/Time	5min	10min	15min	30min	45min	1h	2h	3h	5h	8h	10h	20h
1.60V	3337.8	2145.6	1787.4	1191.6	855.0	736.8	325.2	317.4	216.0	142.2	127.2	67.2
1.65V	3277.2	2106.6	1755.0	1170.0	839.4	723.6	319.2	312.0	211.8	139.8	124.8	66.0
1.70V	3216.0	2067.6	1722.6	1148.4	823.8	709.8	313.2	306.0	208.2	137.4	122.4	64.8
1.75V	3155.4	2028.6	1690.2	1126.8	808.2	696.6	307.8	300.6	204.0	134.4	120.0	63.6
1.80V	3034.2	1950.6	1624.8	1083.6	777.6	670.2	295.8	288.6	196.2	129.6	115.8	61.2

Note The above data are average values, and can be obtained within 3 charge/discharge cycles. These are not minimum values. Cell and battery designs/specifications are subject to modification without notice. Contact **US** for the latest information.

Performance Characteristics



Battery Construction

Component	Positive plate	Negative plate	Container	Cover	Safety valve	Terminal	Separator	Electrolyte
Raw material	Lead dioxide	Lead	ABS	ABS	Si-Rubber	Copper	Fiberglass	Lead

Guangdong JiYi General Electric Co., Ltd.

Oversea sales office Tel: +86-020-84869873

Fax: +86-020-34628335

Domestic sales office Tel: 020-34628335

Fax: 020-34628335

E-mail:ge@gerch.cn