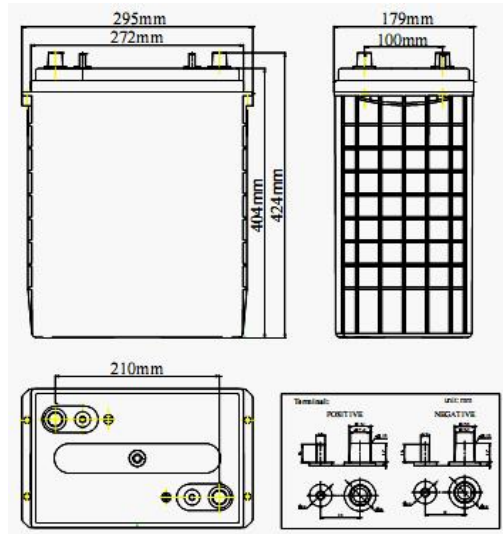


GERCH[®] Silicon energy battery □ GE450-6S (6V450Ah)

Product Image



Product Dimensions



Characteristics

Nominal Voltage		6V
Nominal Capacity (10 hour rate)		450Ah
Capacity 25°C (77°F)	20 hour rate (25A)	499.5Ah
	5 hour rate (82.4A)	411.8Ah
	1 hour rate (299.3A)	299.3Ah
Internal Resistance	Full Charged Battery 25°C	≤1.5m Ω
Capacity affected by Temperature (10 hour)	40°C (104°F)	102%
	25°C (77°F)	100%
	-20°C (-4°F)	82%
	-35°C (-31°F)	65%
Self-Discharge 25°C (77°F) Capacity	after 3 month storage	90%
	after 6 month storage	80%
	after 12 month storage	62%
Charge (Constant Voltage) 25°C (77°F)	Float	Initial Charging Current Less than 112.5A Voltage 6.8-6.9V
	Cycle	Initial Charging Current Less than 112.5A

Packaging

Battery Dimensions	Length	295mm
	Width	179mm
	Height	404mm
	Total Height	424mm
Box Dimensions	Length	410mm
	Width	194mm
	Height	474mm
Quantity Per Box		1 PC per box
Net weight Per Cell		57.4 kg±500g
Net weight Per Box		57.4kg
Gross Weight		58kg

Discharge Constant Current per Cell (Amperes at 77°F25°C)

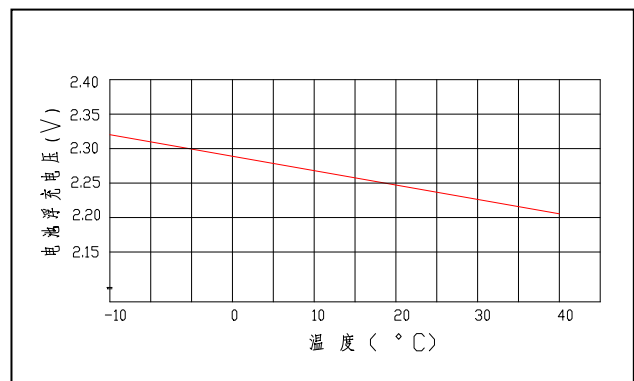
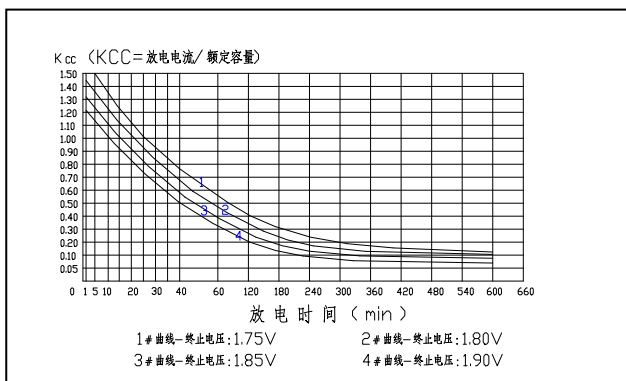
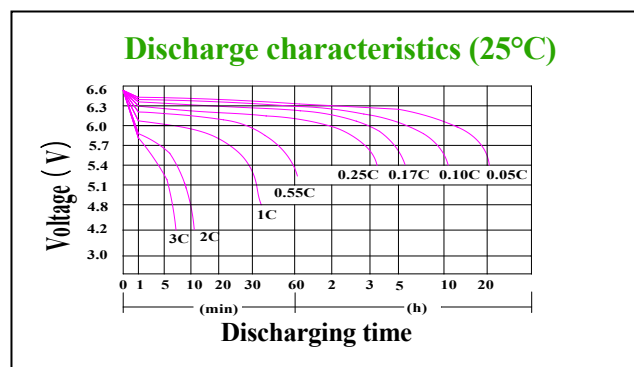
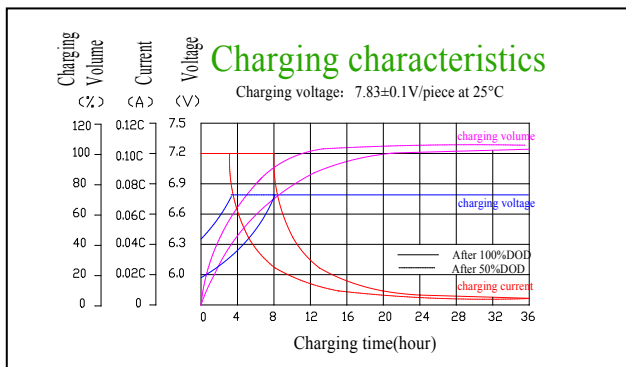
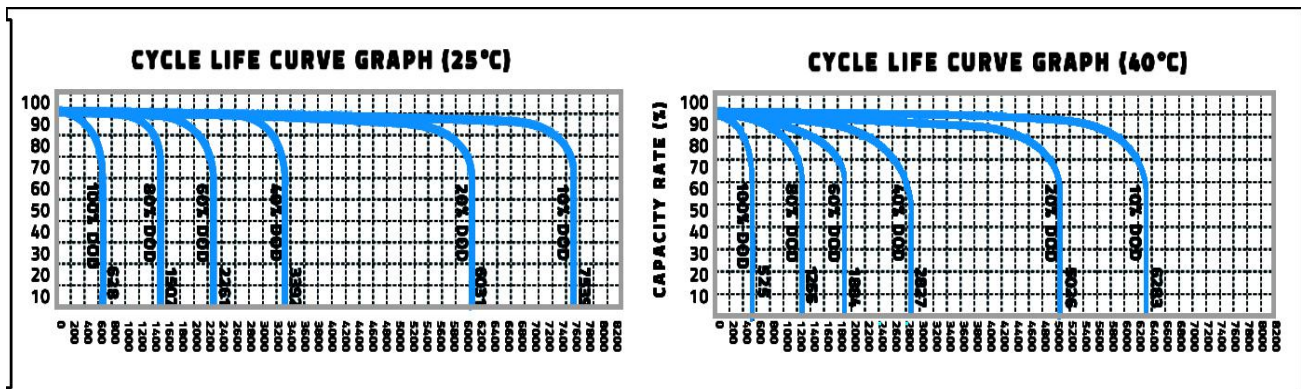
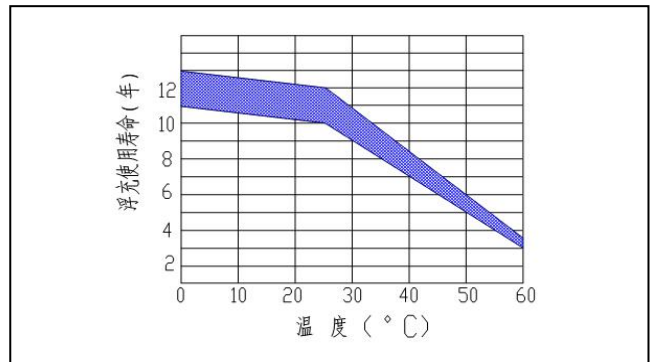
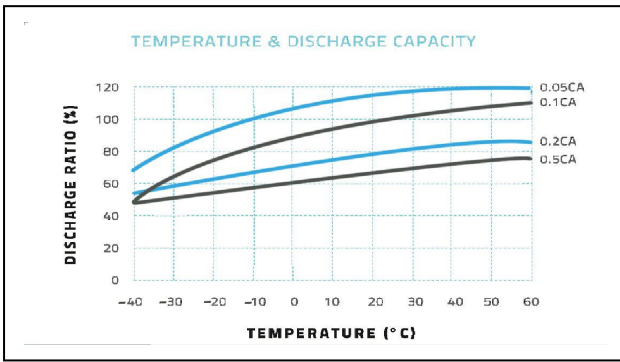
F.V/Time	5min	10min	15min	30min	45min	1h	2h	3h	5h	8h	10h	20h
1.60V	1513.1	1008.0	759.7	472.8	339.2	299.3	182.5	133.3	85.8	52.3	46.8	26.0
1.65V	1395.0	929.3	728.2	460.1	330.2	291.4	179.2	131.1	84.7	52.0	46.4	25.7
1.70V	1418.6	945.0	696.4	447.5	320.9	283.2	175.8	128.5	83.5	51.5	45.9	25.5
1.75V	1253.0	834.8	664.9	434.8	311.9	275.3	171.6	125.4	82.1	50.9	45.5	25.2
1.80V	1182.1	787.5	633.1	422.2	302.9	267.2	167.3	122.3	81.0	50.3	45.0	25.0

Discharge Constant Power per Cell (Watts at 77°F 25°C)

F.V/Time	5min	10min	15min	30min	45min	1h	2h	3h	5h	8h	10h	20h
1.60V	2822.1	1879.9	1416.9	881.7	632.5	558.3	340.3	248.9	160.0	97.9	87.2	48.4
1.65V	2601.6	1733.1	1357.9	858.1	615.7	543.4	334.1	244.1	157.8	96.8	86.3	48.1
1.70V	2645.7	1762.3	1298.8	834.5	598.8	528.5	327.9	239.6	155.5	95.9	85.5	47.5
1.75V	2336.9	1556.7	1239.8	810.8	581.6	513.6	320.1	234.0	153.3	95.1	84.7	47.0
1.80V	2204.7	1468.7	1180.7	787.2	564.8	498.4	312.2	228.4	151.0	93.9	83.8	46.7

Note The above data are average values, and can be obtained within 3 charge/discharge cycles. These are not minimum values. Cell and battery designs/specifications are subject to modification without notice. Contact **US** for the latest information.

Performance Characteristics



Battery Construction

Component	Positive plate	Negative plate	Container	Cover	Safety valve	Terminal	Separator	Electrolyte
Raw material	Lead dioxide	Lead	ABS	ABS	Si-Rubber	Copper	Fiberglass	Nano

Guangdong JiYi General Electric Co., Ltd.

Overseas sales office Tel: +86-020-84869873 Fax: +86-020-34628335

Domestic sales office Tel: 020-34628335 Fax: 020-34628335

E-mail:ge@gerch.cn

GERCH[®]

HTTP: //WWW.GERCH.CN