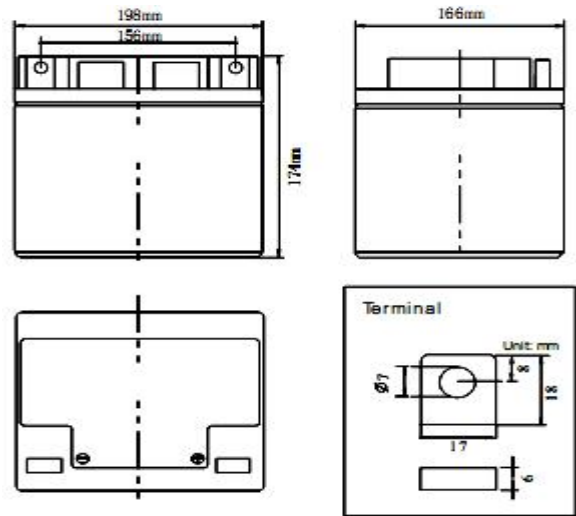


### Product Image



### Product Dimensions



### Characteristics

Nominal Voltage		12V
Nominal Capacity (20 hour rate)		40Ah
Capacity 25°C (77°F)	10 hour rate (3.6A)	36Ah
	5 hour rate (6.46A)	32.3Ah
	1 hour rate (22.2A)	22.2Ah
Internal Resistance	Full Charged Battery 25°C	≤10m Ω
Capacity affected by Temperature (10 hour )	40°C (104°F)	102%
	25°C (77°F)	100%
	0°C (32°F)	85%
	-15°C (5°F)	65%
Self-Discharge 25°C (77°F) Capacity	after 3 month storage	90%
	after 6 month storage	80%
	after 12 month storage	62%
Charge (Constant Voltage) 25°C (77°F)	Float	Initial Charging Current Less than 9.5A Voltage 13.6-13.8V
	Cycle	Initial Charging Current Less than 9.5A Voltage 14.4-14.9V

### Packaging

Battery Dimensions	Length	198mm
	Width	166mm
	Height	174mm
	Total Height	174mm
Box Dimensions	Length	213mm
	Width	179mm
	Height	211mm
Quantity Per Box		1 PC per box
Net weight Per Cell		15.8kg±100g
Net weight Per Box		15.8kg
Gross Weight		16.2kg

### Discharge Constant Current per Cell (Amperes at 77°F 25°C)

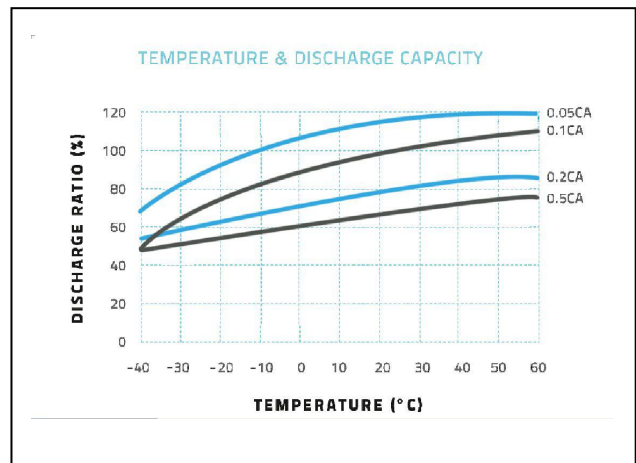
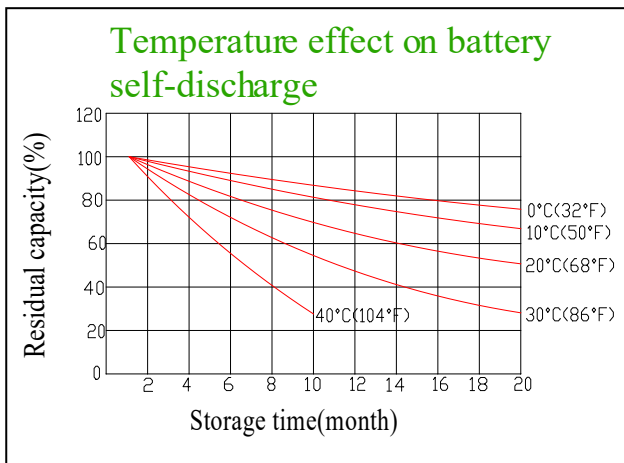
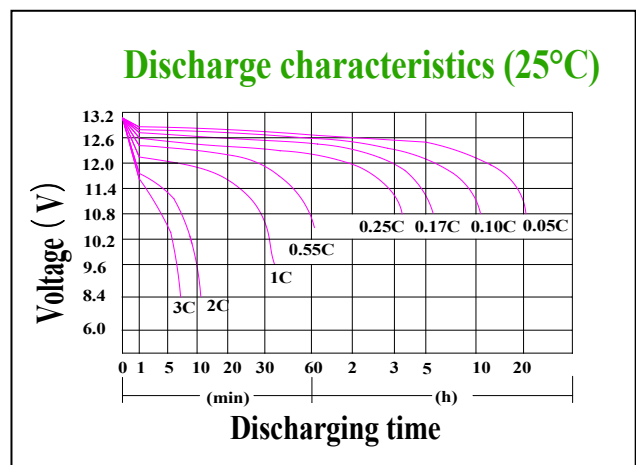
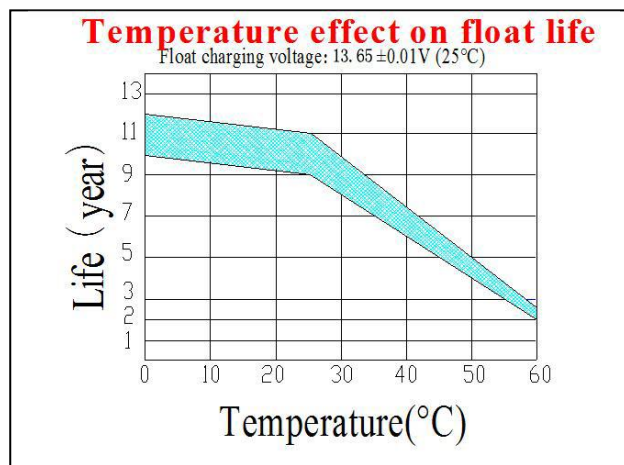
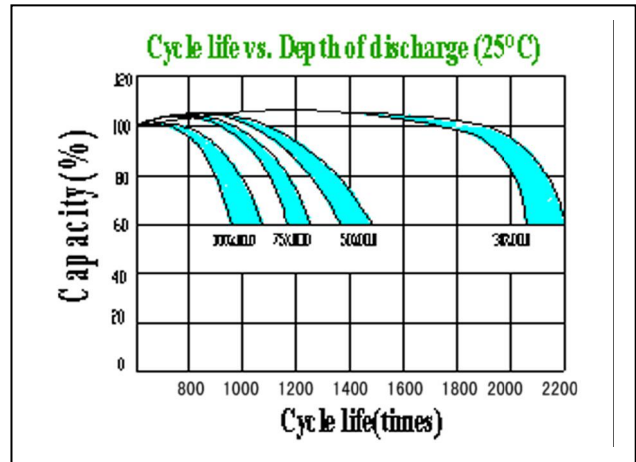
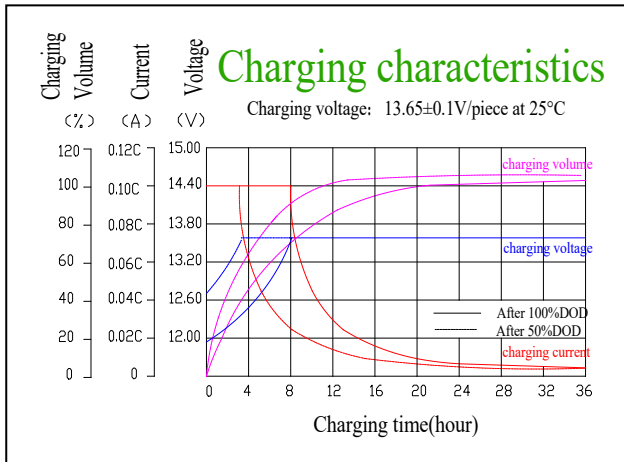
F.V/Time	5min	10min	15min	30min	45min	1h	2h	3h	5h	8h	10h	20h
1.60V	134.5	89.6	67.5	42.0	30.2	26.6	16.2	11.9	7.6	4.7	4.16	2.31
1.65V	124.0	82.6	64.7	40.9	29.3	25.9	15.9	11.6	7.5	4.6	4.12	2.29
1.70V	117.7	78.4	61.9	39.8	28.5	25.2	15.6	11.4	7.4	4.6	4.08	2.26
1.75V	111.4	74.2	59.1	38.6	27.7	24.5	15.3	11.2	7.3	4.5	4.04	2.24
1.80V	105.1	70.0	56.3	37.5	26.9	23.8	14.9	10.9	7.2	4.5	4.00	2.22

### Discharge Constant Power per Cell (Watts at 77°F 25°C)

F.V/Time	5min	10min	15min	30min	45min	1h	2h	3h	5h	8h	10h	20h
1.60V	250.8	167.1	126.0	78.4	56.2	49.6	30.2	22.1	14.2	8.7	7.8	4.3
1.65V	231.2	154.0	120.7	76.3	54.7	48.3	29.7	21.7	14.0	8.6	7.7	4.3
1.70V	219.5	146.2	115.5	74.2	53.2	47.0	29.1	21.3	13.8	8.5	7.6	4.2
1.75V	207.7	138.4	110.2	72.1	51.7	45.6	28.4	20.8	13.6	8.4	7.5	4.2
1.80V	196.0	130.6	105.0	70.0	50.2	44.3	27.8	20.3	13.4	8.4	7.5	4.1

**Note** The above data are average values, and can be obtained within 3 charge/discharge cycles. These are not minimum values. Cell and battery designs/specifications are subject to modification without notice. Contact **US** for the latest information.

### Performance Characteristics



### Battery Construction

Component	Positive plate	Negative plate	Container	Cover	Safety valve	Terminal	Separator	Electrolyte
Raw material	Lead dioxide	Lead	ABS	ABS	Si-Rubber	Lead	Fiberglass	Colloid(GEL)

**Guangdong JiYi General Electric Co., Ltd.**

Overseas sales office Tel: +86-020-84869873 Fax: +86-020-34628335

Domestic sales office Tel: 020-34628335 Fax: 020-34628335

E-mail: ge@gerch.cn