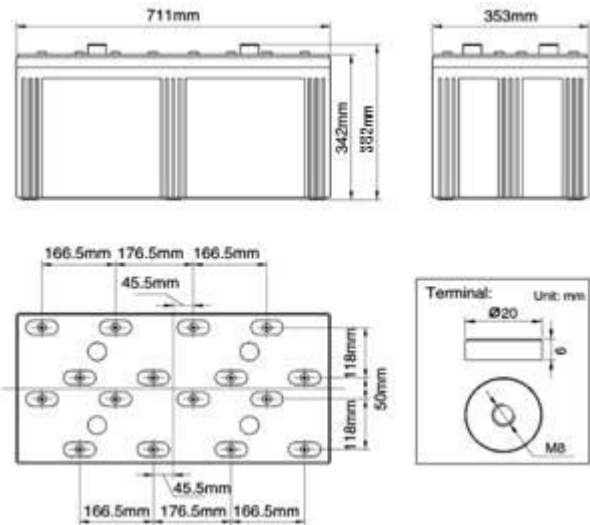


Product Image



Product Dimensions



Characteristics

Nominal Voltage		2V
Nominal Capacity (10 hour rate)		2500Ah
Capacity 25°C(77°F)	20 hour rate (132.5A)	2650Ah
	5 hour rate (441.5A)	2207.5Ah
	1 hour rate (1375A)	1375Ah
Internal Resistance	Full Charged Battery 25°C	≤0.08mΩ
Capacity affected by Temperature (10 hour)	40°C (104°F)	102%
	25°C (77°F)	100%
	0°C (32°F)	85%
	-15°C (5°F)	65%
Self-Discharge 25°C(77°F) Capacity	after 3 month storage	90%
	after 6 month storage	80%
	after 12 month storage	62%
Charge (Constant Voltage) 25°C (77°F)	Float	Initial Charging Current Less than 450A Voltage 2.23-2.27V
	Cycle	Initial Charging Current Less than 450A Voltage 2.33-2.37V

Packaging

Battery Dimensions	Length	711mm
	Width	353mm
	Height	342mm
	Total Height	382mm
Box Dimensions	Length	800mm
	Width	770mm
	Height	518mm
Quantity Per Box		2 PC per box
Net weight Per Cell		152 kg±1000g
Net weight Per Box		306kg
Gross Weight		311kg

Discharge Constant Current (Amperes at 77°F25°C)

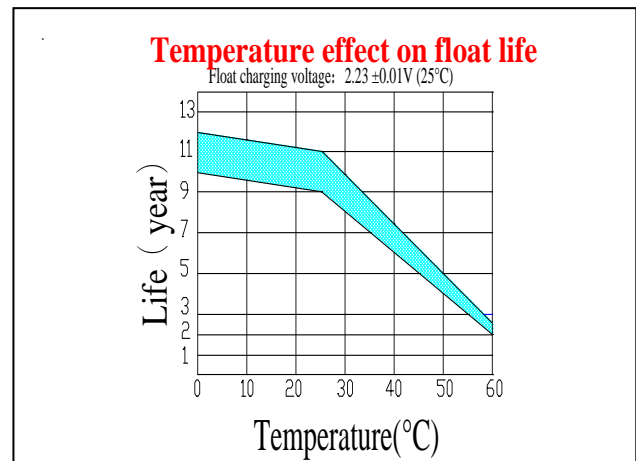
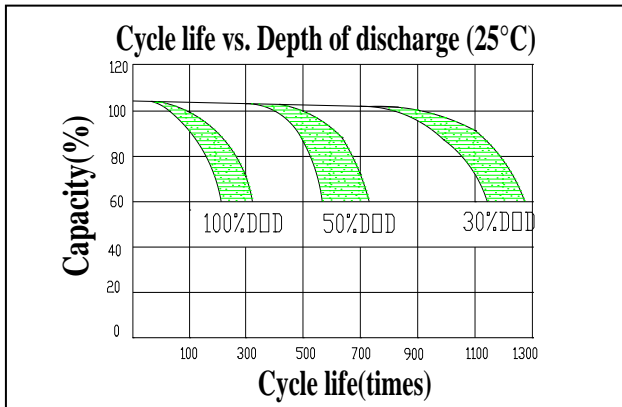
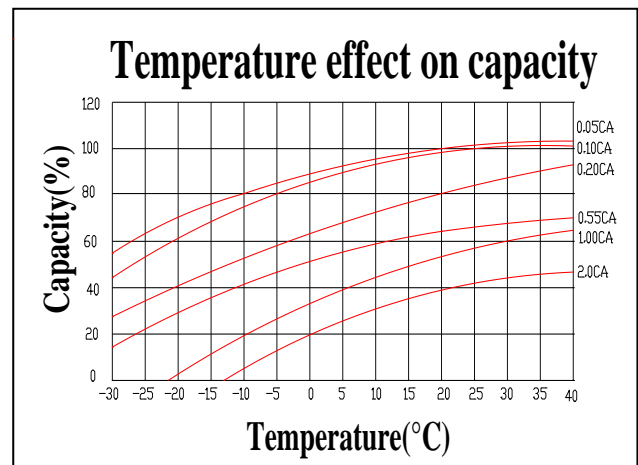
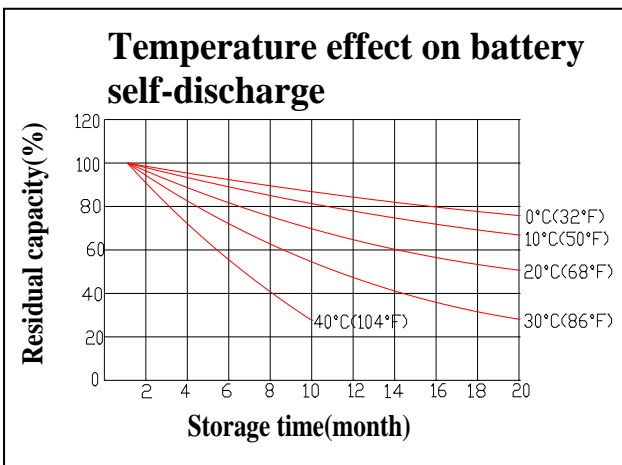
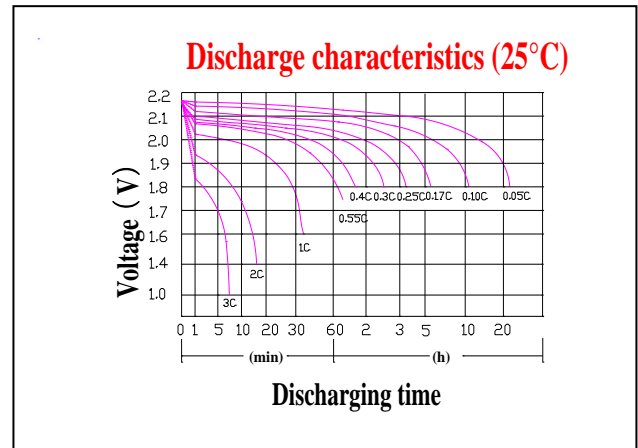
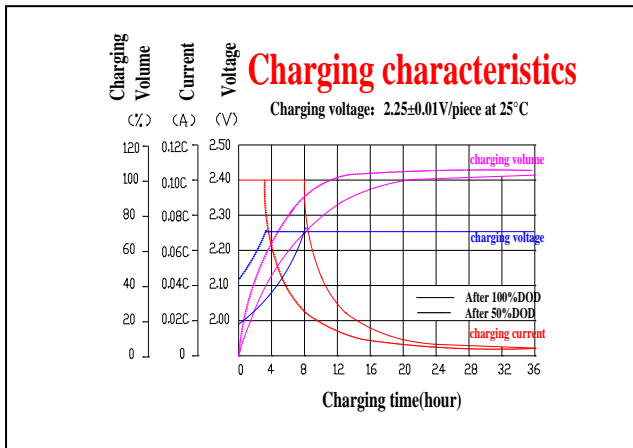
F.V/Time	5min	10min	15min	30min	45min	1h	2h	3h	5h	8h	10h	20h
1.60V	7225.0	4645.0	3870.0	2580.0	1850.0	1595.0	705.0	687.5	467.5	307.5	275.0	145.8
1.65V	7092.5	4560.0	3800.0	2532.5	1817.5	1565.0	690.0	675.0	460.0	302.5	270.0	143.0
1.70V	6962.5	4475.0	3727.5	2485.0	1782.5	1537.5	677.5	662.5	450.0	297.5	265.0	140.5
1.75V	6830.0	4392.5	3657.5	2440.0	1750.0	1507.5	665.0	650.0	442.5	290.0	260.0	137.8
1.80V	6567.5	4222.5	3517.5	2345.0	1682.5	1450.0	640.0	625.0	425.0	280.0	250.0	132.5

Discharge Constant Power (Watts at 77°F 25°C)

F.V/Time	5min	10min	15min	30min	45min	1h	2h	3h	5h	8h	10h	20h
1.60V	13907.5	8940.0	7447.5	4965.0	3562.5	3070.0	1355.0	1322.5	900.0	592.5	530.0	280.0
1.65V	13655.0	8777.5	7312.5	4875.0	3497.5	3015.0	1330.0	1300.0	882.5	582.5	520.0	275.0
1.70V	13400.0	8615.0	7177.5	4785.0	3432.5	2957.5	1305.0	1275.0	867.5	572.5	510.0	270.0
1.75V	13147.5	8452.5	7042.5	4695.0	3367.5	2902.5	1282.5	1252.5	850.0	560.0	500.0	265.0
1.80V	12642.5	8127.5	6770.0	4515.0	3240.0	2792.5	1232.5	1202.5	817.5	540.0	482.5	255.0

Note The above data are average values, and can be obtained within 3 charge/discharge cycles. These are not minimum values. Cell and battery designs/specifications are subject to modification without notice. Contact **US** for the latest information.

Performance Characteristics



Battery Construction

Component	Positive plate	Negative plate	Container	Cover	Safety valve	Terminal	Separator	Electrolyte
Raw material	Lead dioxide	Lead	ABS	ABS	Si-Rubber	Lead	Fiberglass	Sulfuric acid

Guangdong JiYi General Electric Co., Ltd.

Overseas sales office Tel: +86-020-84869873 Fax: +86-020-34628335

Domestic sales office Tel: 020-34628335 Fax: 020-34628335

E-mail: ge@gerch.cn