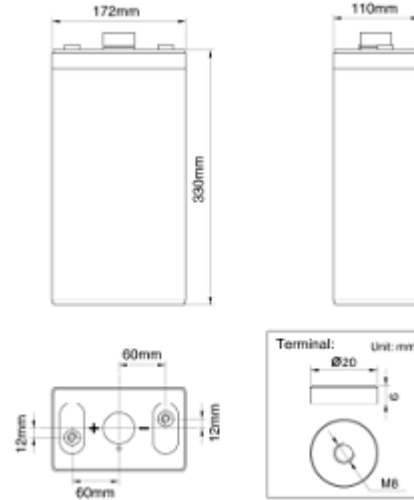


Product Image



Product Dimensions



Characteristics

| | | |
|---|---------------------------|--|
| Nominal Voltage | | 2V |
| Nominal Capacity (10 hour rate) | | 236Ah |
| Capacity 25°C (77°F) | 20 hour rate (12.5A) | 250Ah |
| | 5 hour rate (41.6A) | 208Ah |
| | 1 hour rate (129.8A) | 129.8Ah |
| Internal Resistance | Full Charged Battery 25°C | ≤0.5mΩ |
| Capacity affected by Temperature (10 hour) | 40°C (104°F) | 102% |
| | 25°C (77°F) | 100% |
| | -20°C (-4°F) | 82% |
| | -35°C (-31°F) | 65% |
| Self-Discharge 25°C (77°F) Capacity | after 3 month storage | 90% |
| | after 6 month storage | 80% |
| | after 12 month storage | 62% |
| Charge (Constant Voltage) 25°C (77°F) | Float | Initial Charging Current Less than 47.2A Voltage 2.23-2.27V |
| | Cycle | Initial Charging Current Less than 47.2A Voltage 2.33-2.37V |

Packaging

| | | |
|-----------------------|-----------------|--------------|
| Battery Dimensions | Length | 172mm |
| | Width | 110mm |
| | Height | 330mm |
| | Total Height | 366mm |
| Box Dimensions | Length | 186mm |
| | Width | 124mm |
| | Height | 422mm |
| Quantity Per Box | | 1 PC per box |
| Net weight Per Cell | | 14.8kg±200g |
| Net weight Per Box | | 14.8kg |
| Gross Weight | | 15.2kg |

Discharge Constant Current per Cell (Amperes at 77°F 25°C)

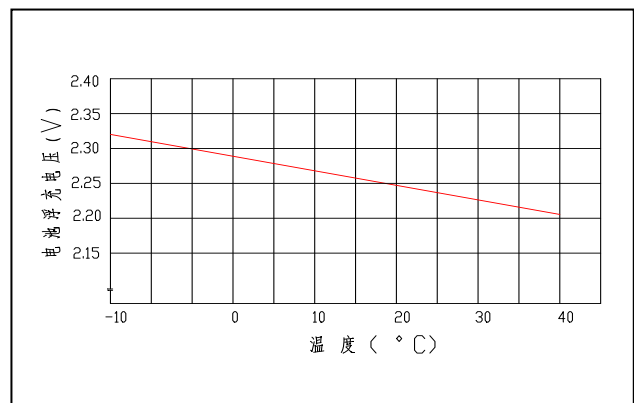
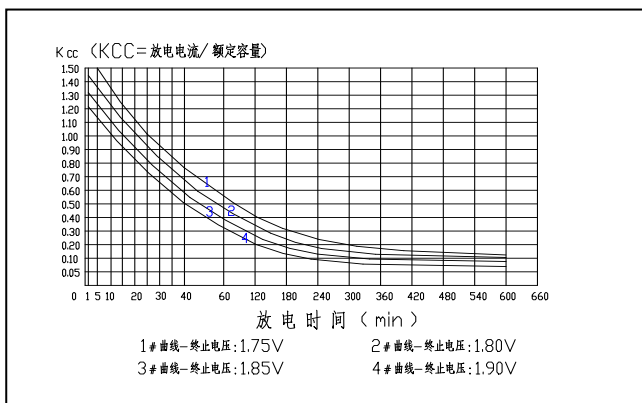
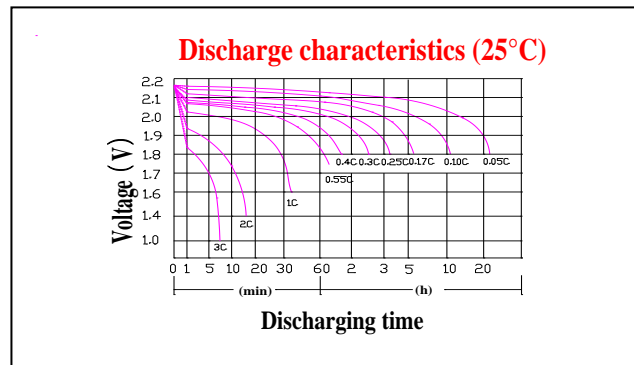
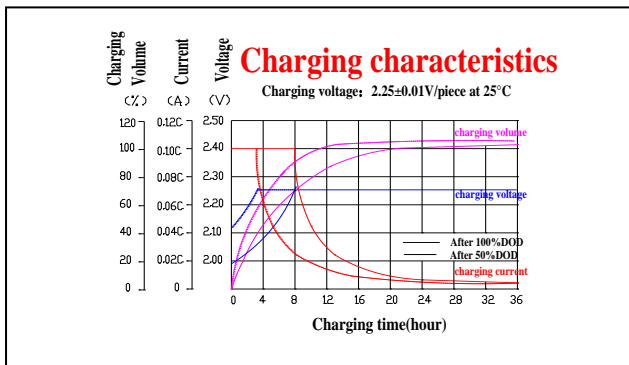
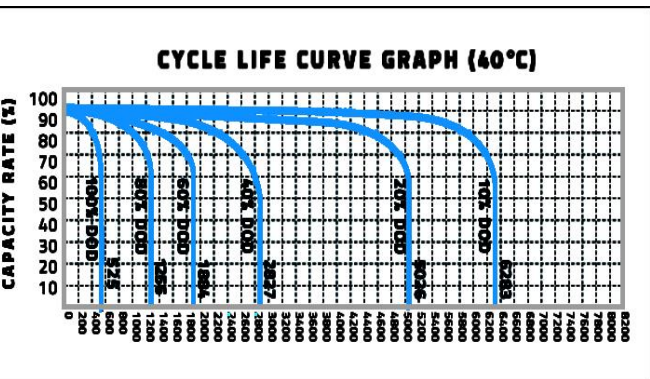
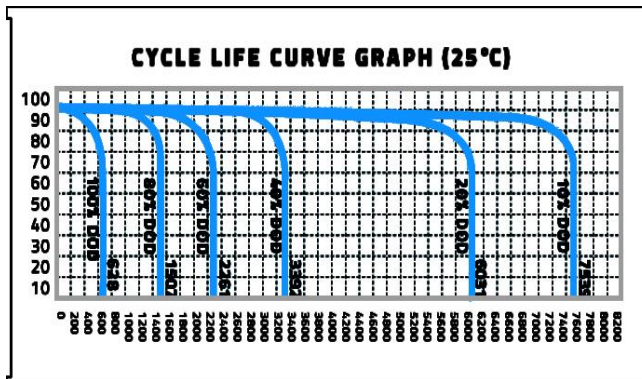
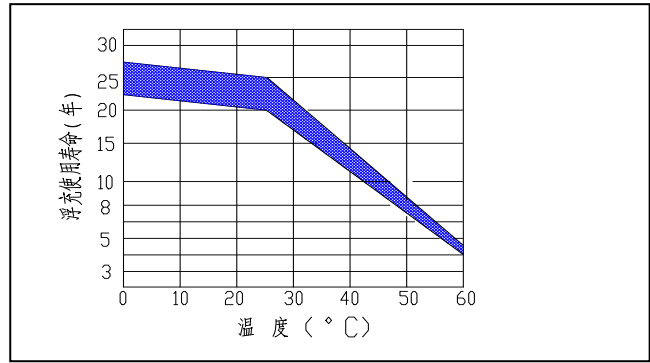
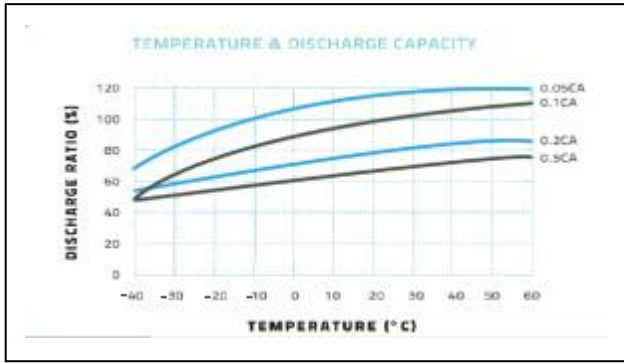
| F.V/Time | 5min | 10min | 15min | 30min | 45min | 1h | 2h | 3h | 5h | 8h | 10h | 20h |
|----------|-------|-------|-------|-------|-------|-------|------|------|------|------|------|------|
| 1.60V | 682.0 | 438.5 | 365.3 | 243.6 | 174.6 | 150.6 | 66.6 | 64.9 | 44.1 | 29.0 | 26.0 | 13.8 |
| 1.65V | 669.5 | 430.5 | 358.7 | 239.1 | 171.6 | 147.7 | 65.1 | 63.7 | 43.4 | 28.6 | 25.5 | 13.5 |
| 1.70V | 657.3 | 422.4 | 351.9 | 234.6 | 168.3 | 145.1 | 64.0 | 62.5 | 42.5 | 28.1 | 25.0 | 13.3 |
| 1.75V | 644.8 | 414.7 | 345.3 | 230.3 | 165.2 | 142.3 | 62.8 | 61.4 | 41.8 | 27.4 | 24.5 | 13.0 |
| 1.80V | 620.0 | 398.6 | 332.1 | 221.4 | 158.8 | 136.9 | 60.4 | 59.0 | 40.1 | 26.4 | 23.6 | 12.5 |

Discharge Constant Power per Cell (Watts at 77°F 25°C)

| F.V/Time | 5min | 10min | 15min | 30min | 45min | 1h | 2h | 3h | 5h | 8h | 10h | 20h |
|----------|--------|-------|-------|-------|-------|-------|-------|-------|------|------|------|------|
| 1.60V | 1312.9 | 843.9 | 703.0 | 468.7 | 336.3 | 289.8 | 127.9 | 124.8 | 85.0 | 55.9 | 50.0 | 26.4 |
| 1.65V | 1289.0 | 828.6 | 690.3 | 460.2 | 330.2 | 284.6 | 125.6 | 122.7 | 83.3 | 55.0 | 49.1 | 26.0 |
| 1.70V | 1265.0 | 813.3 | 677.6 | 451.7 | 324.0 | 279.2 | 123.2 | 120.4 | 81.9 | 54.0 | 48.1 | 25.5 |
| 1.75V | 1241.1 | 797.9 | 664.8 | 443.2 | 317.9 | 274.0 | 121.1 | 118.2 | 80.2 | 52.9 | 47.2 | 25.0 |
| 1.80V | 1193.5 | 767.2 | 639.1 | 426.2 | 305.9 | 263.6 | 116.3 | 113.5 | 77.2 | 51.0 | 45.5 | 24.1 |

Note The above data are average values, and can be obtained within 3 charge/discharge cycles. These are not minimum values. Cell and battery designs/specifications are subject to modification without notice. Contact **US** for the latest information.

Performance Characteristics



Battery Construction

| | | | | | | | | |
|--------------|----------------|----------------|-----------|-------|--------------|----------|------------|-------------|
| Component | Positive plate | Negative plate | Container | Cover | Safety valve | Terminal | Separator | Electrolyte |
| Raw material | Lead dioxide | Lead | ABS | ABS | Si-Rubber | Copper | Fiberglass | Lead |

Guangdong JiYi General Electric Co., Ltd.

Overseas sales office Tel: +86-020-84869873

Fax: +86-020-34628335

Domestic sales office Tel: 020-34628335

Fax: 020-34628335

E-mail: ge@gerch.cn