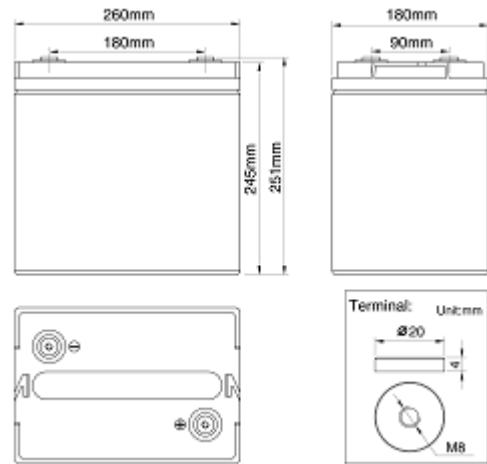


Product Image



Pro



Characteristics

Nominal Voltage		6V
Nominal Capacity (10 hour rate)		210Ah
Capacity 25°C (77°F)	20 hour rate (11.66A)	233.1Ah
	5 hour rate (38.43A)	192.15Ah
	1 hour rate (139.65A)	139.65Ah
Internal Resistance	Full Charged Battery 25°C	≤5.0mΩ
Capacity affected by Temperature (10 hour)	40°C (104°F)	102%
	25°C (77°F)	100%
	-20°C (-4°F)	82%
	-35°C (-31°F)	65%
Self-Discharge 25°C (77°F) Capacity	after 3 month storage	90%
	after 6 month storage	80%
	after 12 month storage	62%
Charge (Constant Voltage) 25°C (77°F)	Float	Initial Charging Current Less than 52.5A Voltage 6.8-6.9V
	Cycle	Initial Charging Current Less than 52.5A Voltage 7.2-7.45V

Packaging

Battery Dimensions	Length	260mm
	Width	180mm
	Height	245mm
	Total Height	251mm
Box Dimensions	Length	275mm
	Width	194mm
	Height	305mm
Quantity Per Box		1 PC per box
Net weight Per Cell		29.5 kg±200g
Net weight Per Box		29.5kg
Gross Weight		29.8kg

Discharge Constant Current per Cell (Amperes at 77°F25°C)

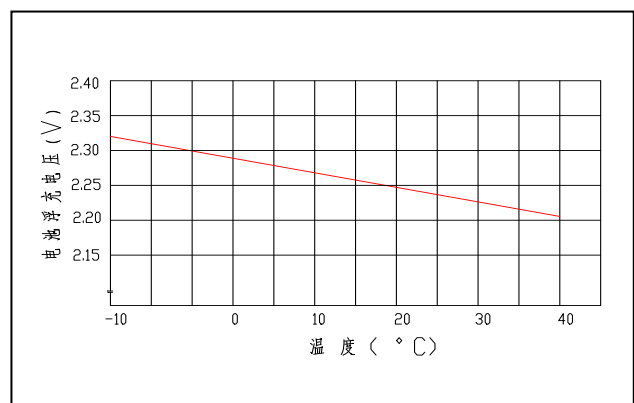
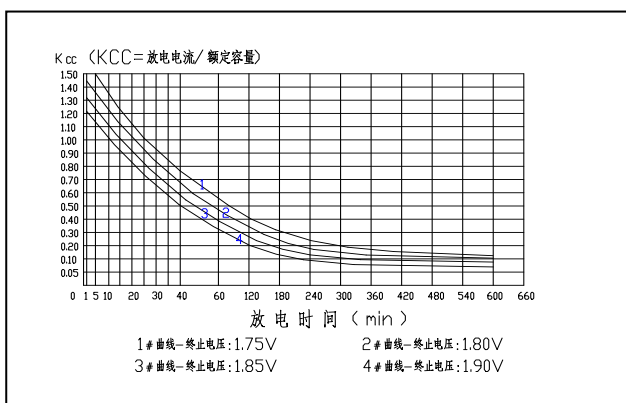
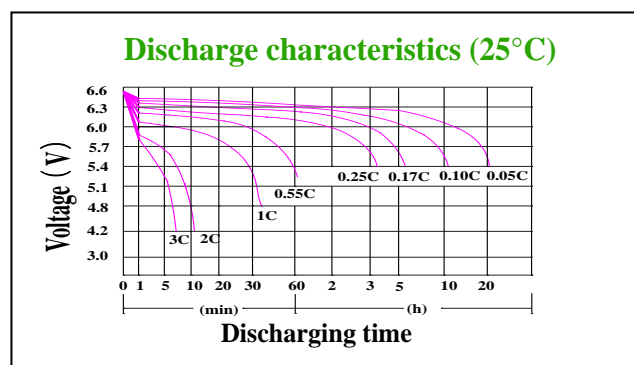
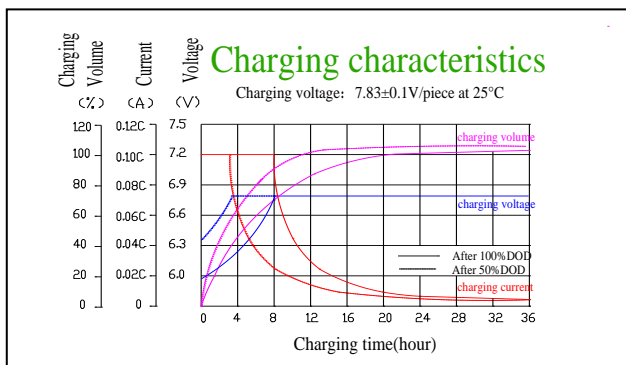
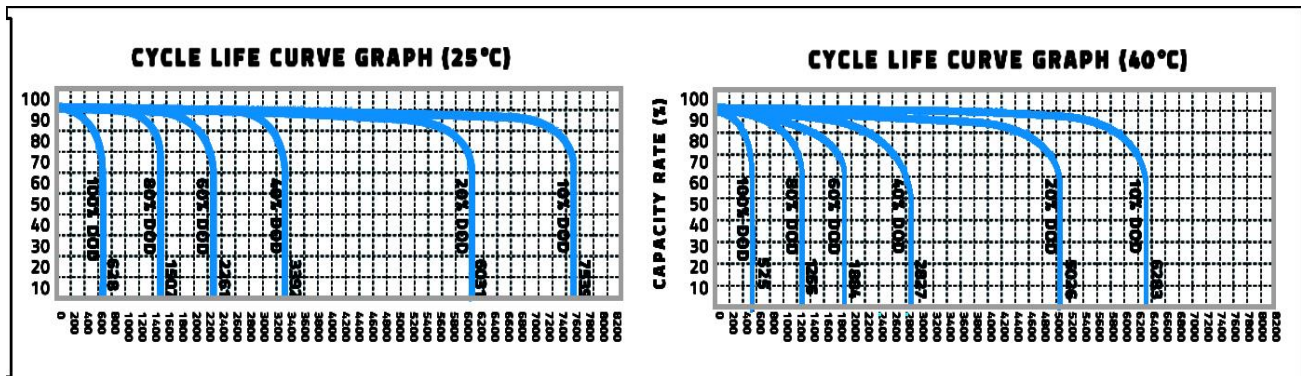
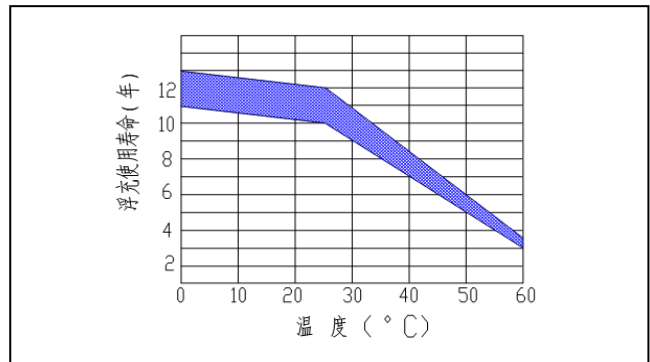
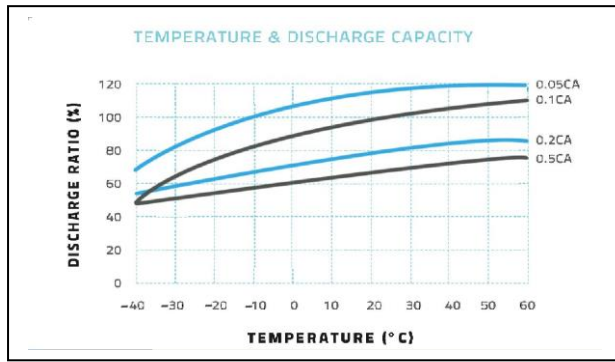
F.V/Time	5min	10min	15min	30min	45min	1h	2h	3h	5h	8h	10h	20h
1.60V	706.1	470.4	354.5	220.6	158.3	139.7	85.2	62.2	40.0	24.4	21.8	12.1
1.65V	651.0	433.7	339.8	214.7	154.1	136.0	83.6	61.2	39.5	24.3	21.6	12.0
1.70V	662.0	441.0	325.0	208.8	149.8	132.2	82.0	60.0	39.0	24.0	21.4	11.9
1.75V	584.7	389.6	310.3	202.9	145.6	128.5	80.1	58.5	38.3	23.8	21.2	11.8
1.80V	551.6	367.5	295.4	197.0	141.4	124.7	78.1	57.1	37.8	23.5	21.0	11.7

Discharge Constant Power per Cell (Watts at 77°F 25°C)

F.V/Time	5min	10min	15min	30min	45min	1h	2h	3h	5h	8h	10h	20h
1.60V	1317.0	877.3	661.2	411.5	295.2	260.5	158.8	116.2	74.7	45.7	40.7	22.6
1.65V	1214.1	808.8	633.7	400.4	287.3	253.6	155.9	113.9	73.6	45.2	40.3	22.4
1.70V	1234.7	822.4	606.1	389.4	279.4	246.6	153.0	111.8	72.6	44.8	39.9	22.2
1.75V	1090.6	726.5	578.6	378.4	271.4	239.7	149.4	109.2	71.5	44.4	39.5	21.9
1.80V	1028.9	685.4	551.0	367.4	263.6	232.6	145.7	106.6	70.5	43.8	39.1	21.8

Note The above data are average values, and can be obtained within 3 charge/discharge cycles. These are not minimum values. Cell and battery designs/specifications are subject to modification without notice. Contact **US** for the latest informatio

Performance Characteristics



Battery Construction

Component	Positive plate	Negative plate	Container	Cover	Safety valve	Terminal	Separator	Electrolyte
Raw material	Lead dioxide	Lead	ABS	ABS	Si-Rubber	Copper	Fiberglass	Lead

Guangdong JiYi General Electric Co., Ltd.

Overseas sales office Tel: +86-020-84869873

Fax: +86-020-34628335

Domestic sales office Tel: 020-34628335

Fax: 020-34628335

E-mail: ge@gerch.cn