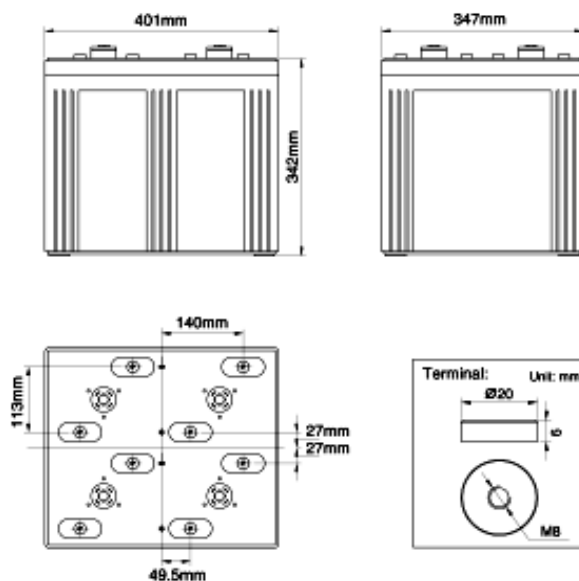


Product Image



Product Dimensions



Characteristics

Nominal Voltage		2V
Nominal Capacity (10 hour rate)		1600Ah
Capacity 25°C (77°F)	20 hour rate (84.8A)	1696Ah
	5 hour rate (282.6A)	1413Ah
	1 hour rate (880A)	880Ah
Internal Resistance	Full Charged Battery 25°C	≤0.13mΩ
Capacity affected by Temperature (10 hour)	40°C (104°F)	102%
	25°C (77°F)	100%
	-20°C (-4°F)	82%
	-35°C (-31°F)	65%
Self-Discharge 25°C (77°F) Capacity	after 3 month storage	90%
	after 6 month storage	80%
	after 12 month storage	62%
Charge (Constant Voltage) 25°C (77°F)	Float	Initial Charging Current Less than 320A Voltage 2.23-2.27V
	Cycle	Initial Charging Current Less than 320A Voltage 2.33-2.37V

Packaging

Battery Dimensions	Length	401mm
	Width	351mm
	Height	342mm
	Total Height	378mm
Box Dimensions	Length	892mm
	Width	420mm
	Height	513mm
Quantity Per Box		2 PC per box
Net weight Per Cell		107kg±1000g
Net weight Per Box		215kg
Gross Weight		218kg

Discharge Constant Current (Amperes at 77°F/25°C)

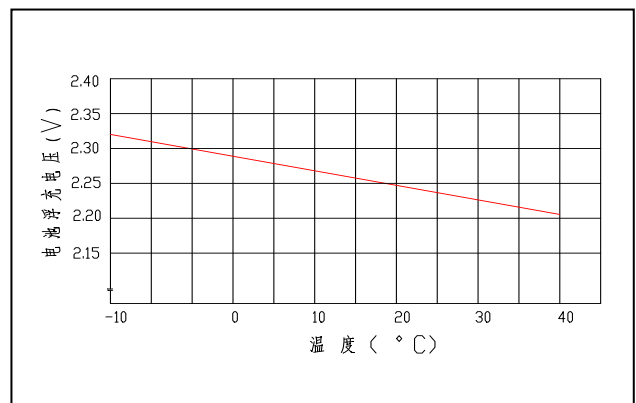
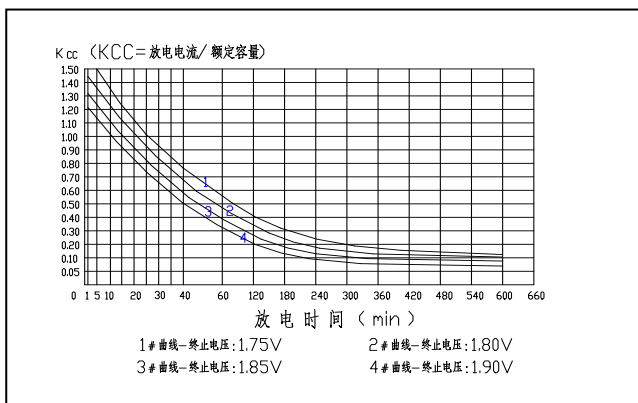
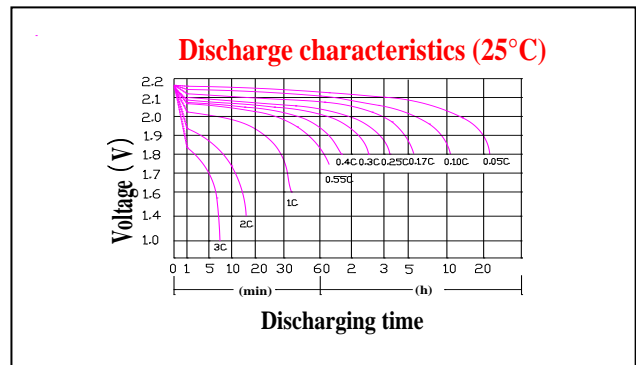
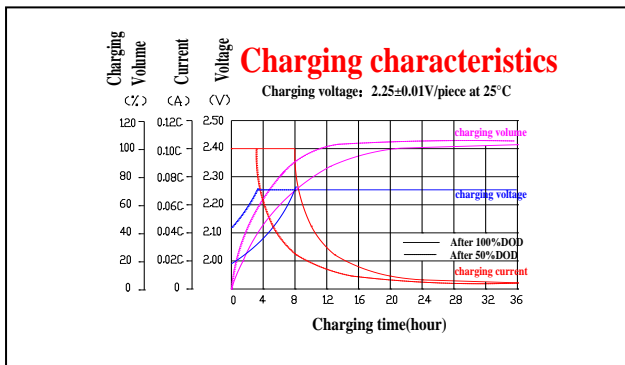
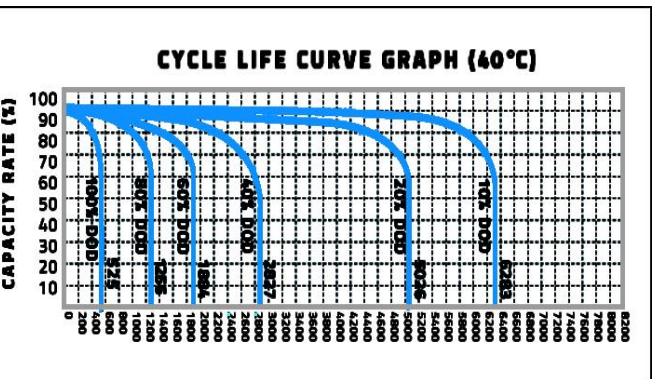
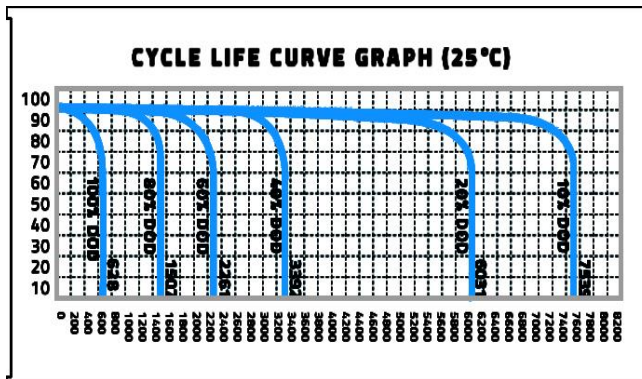
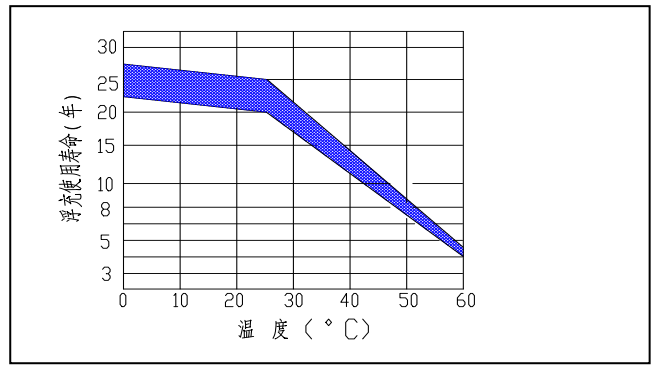
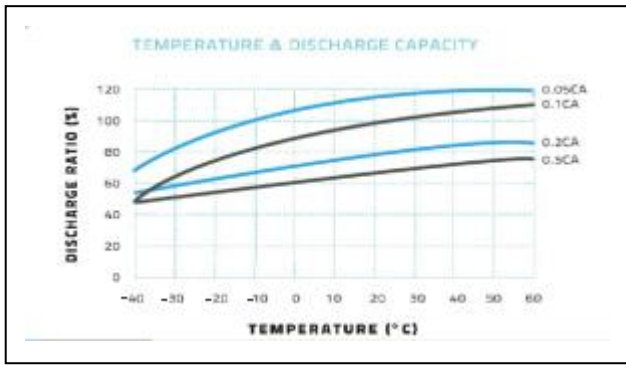
F.V/Time	5min	10min	15min	30min	45min	1h	2h	3h	5h	8h	10h	20h
1.60V	4624.0	2972.8	2476.8	1651.2	1184.0	1020.8	451.2	440.0	299.2	196.8	176.0	93.3
1.65V	4539.2	2918.4	2432.0	1620.8	1163.2	1001.6	441.6	432.0	294.4	193.6	172.8	91.5
1.70V	4456.0	2864.0	2385.6	1590.4	1140.8	984.0	433.6	424.0	288.0	190.4	169.6	89.9
1.75V	4371.2	2811.2	2340.8	1561.6	1120.0	964.8	425.6	416.0	283.2	185.6	166.4	88.2
1.80V	4203.2	2702.4	2251.2	1500.8	1076.8	928.0	409.6	400.0	272.0	179.2	160.0	84.8

Discharge Constant Power (Watts at 77°F 25°C)

F.V/Time	5min	10min	15min	30min	45min	1h	2h	3h	5h	8h	10h	20h
1.60V	8900.8	5721.6	4766.4	3177.6	2280.0	1964.8	867.2	846.4	576.0	379.2	339.2	179.2
1.65V	8739.2	5617.6	4680.0	3120.0	2238.4	1929.6	851.2	832.0	564.8	372.8	332.8	176.0
1.70V	8576.0	5513.6	4593.6	3062.4	2196.8	1892.8	835.2	816.0	555.2	366.4	326.4	172.8
1.75V	8414.4	5409.6	4507.2	3004.8	2155.2	1857.6	820.8	801.6	544.0	358.4	320.0	169.6
1.80V	8091.2	5201.6	4332.8	2889.6	2073.6	1787.2	788.8	769.6	523.2	345.6	308.8	163.2

Note The above data are average values, and can be obtained within 3 charge/discharge cycles. These are not minimum values. Cell and battery designs/specifications are subject to modification without notice. Contact **US** for the latest information.

Performance Characteristics



Battery Construction

Component	Positive plate	Negative plate	Container	Cover	Safety valve	Terminal	Separator	Electrolyte
Raw material	Lead dioxide	Lead	ABS	ABS	Si-Rubber	Copper	Fiberglass	Lead

Guangdong JiYi General Electric Co., Ltd.

Overseas sales office Tel: +86-020-84869873

Fax: +86-020-34628335

Domestic sales office Tel: 020-34628335

Fax: 020-34628335

E-mail: ge@gerch.cn